

ENVIRONMENTAL PRODUCT DECLARATION

as per ISO 14025 and EN 15804+A1




| | |
|--------------------------|--------------------------------------|
| Owner of the Declaration | dormakaba International Holding |
| Programme holder | Institut Bauen und Umwelt e.V. (IBU) |
| Publisher | Institut Bauen und Umwelt e.V. (IBU) |
| Declaration number | EPD-DOR-20200117-CBAD1-EN |
| Issue date | 24.08.2020 |
| Valid to | 23.08.2025 |

RTS 85, RTS 88, BTS 84 Series door closers dormakaba

www.ibu-epd.com | <https://epd-online.com>



General Information

| | | | | | | | |
|--|---|---|--|---|--|-------------------------------------|--|
| <p>dormakaba</p> <hr/> <p>Programme holder IBU – Institut Bauen und Umwelt e.V. Panoramastr. 1 10178 Berlin Germany</p> <hr/> <p>Declaration number EPD-DOR-20200117-CBAD1-EN</p> <hr/> <p>This declaration is based on the product category rules: Building Hardware products, 02.2016 (PCR checked and approved by the SVR)</p> <hr/> <p>Issue date 24.08.2020</p> <hr/> <p>Valid to 23.08.2025</p> <hr/> <p></p> <hr/> <p>Dipl. Ing. Hans Peters (chairman of Institut Bauen und Umwelt e.V.)</p> <hr/> <p></p> <hr/> <p>Dr. Alexander Röder (Managing Director Institut Bauen und Umwelt e.V.)</p> | <p>RTS 85, RTS 88, BTS 84 Series door closers</p> <hr/> <p>Owner of the declaration dormakaba International Holding AG Hofwisenstr. 24 CH-8153 Rümlang Switzerland</p> <hr/> <p>Declared product / declared unit The declaration represents one concealed door closer unit.</p> <hr/> <p>Scope: The declaration and the background LCA represent dormakaba's RTS 85, RTS 88, and BTS 84 Series Concealed Door Closers. Raw materials and components are provided by suppliers and shipped to dormakaba, where the closers are manufactured and assembled at the dormakaba facility in Suzhou, China. The RTS and BTS differ in how they are mounted to the door (floor versus frame), but are otherwise identical products.</p> <p>The owner of the declaration shall be liable for the underlying information and evidence; the IBU shall not be liable with respect to manufacturer information, life cycle assessment data and evidences. The EPD was created according to the specifications of <i>EN 15804+A1</i>. In the following, the standard will be simplified as <i>EN 15804</i>.</p> <hr/> <p>Verification</p> <table border="1"> <tr> <td colspan="2">The standard <i>EN 15804</i> serves as the core PCR</td> </tr> <tr> <td colspan="2">Independent verification of the declaration and data according to <i>ISO 14025:2010</i></td> </tr> <tr> <td><input type="checkbox"/> internally</td> <td><input checked="" type="checkbox"/> externally</td> </tr> </table> <hr/> <p></p> <hr/> <p>Dr.-Ing. Wolfram Trinius (Independent verifier appointed by SVR)</p> | The standard <i>EN 15804</i> serves as the core PCR | | Independent verification of the declaration and data according to <i>ISO 14025:2010</i> | | <input type="checkbox"/> internally | <input checked="" type="checkbox"/> externally |
| The standard <i>EN 15804</i> serves as the core PCR | | | | | | | |
| Independent verification of the declaration and data according to <i>ISO 14025:2010</i> | | | | | | | |
| <input type="checkbox"/> internally | <input checked="" type="checkbox"/> externally | | | | | | |

Product

Product description/Product definition

dormakaba's RTS 85, RTS 88, and BTS 84 Series concealed door closers offer a solution for installations where door control must be provided without disturbing aesthetic appearance or compromising durability. They can be installed a number of different configurations, including in standard, narrow or wide door frames, as well as with left-hand or right-hand single- or double-action mounting. The closers are designed for a wide variety of doors and represent an excellent alternative to surface-mounted closers. A comprehensive selection of accessories ensures that they can be used successfully with a wide variety of door constructions and floor coverings. Product benefits include:

- *For the trade:* Just one body for all types of fixing. Low inventory and minimal stocking requirements thanks to unit packs for closer bodies and accessories. Reliability and a

dependable design provide long-lasting performance without the visual obtrusiveness of a surface-mounted closer.

- *For the installer:* Easy installation allows installers to be more productive with their time, especially because the majority of the preparation can be done prior to the installation of the unit. No floor preparation is necessary in the case of frame-mounted closers. Additionally, the "zero" position for double action doors is easy to adjust and closers are available with a comprehensive range of accessories.
- *For the architect:* Provides an aesthetically pleasing solution, especially for toughened glass doors, and is ideal for shop fitting applications.

- *For the user:* Avoids cluttering of door appearance, and backcheck prevents door contact with the frame. The closing mechanism allows for smooth performance with adjustable speed and is adjustable to accommodate traffic and weather changes.

For the use and application of the product the respective national provisions at the place of use apply. The standards which can be applied are the following:

- EN 1154
- ANSI/BHMA A156.4

Product variants with mechanical hold-open are not suitable for use on Fire doors.

Application

The RTS 85, RTS 88, and BTS 84 Series offer an aesthetically pleasing solution and are well-suited for use in moveable partitions and toughened glass doors, along with aluminum, wood, and hollow metal frames. The closers can be used for retrofit applications to replace surface-mounted closers. They are not intended for use in fire or smoke doors.

Technical Data

The concealed door closers employ a cam and roller mechanism, and are capable of controlling interior and exterior doors. They are non-handed, with a single closer for both single and double-acting doors. Users can adjust closing speed and optionally take advantage of mechanical hold-open points.

The plant in Suzhou is certified to the quality management system *ISO 9001*, which ensures consistent quality of dormakaba's products. The Environmental Management System in the Suzhou production is certified to *ISO 14001*.

| Name | Value | Unit |
|----------------------------|-----------|------|
| Length | 323 | mm |
| Width | 90 | mm |
| Height | 38 | mm |
| Weight | 4.4 | kg |
| Test standards and methods | /EN 1154/ | |

Performance data of the product with respect to its characteristics in accordance with the relevant technical provision which can be applied are mentioned above.

Base materials/Ancillary materials

| Name | Value | Unit |
|----------|-------|------|
| Iron | 51 | % |
| Steel | 39 | % |
| Oil | 6 | % |
| Aluminum | 3.5 | % |
| others | 0.5 | % |

The products include partial articles which contain substances listed in the *Candidate List* of REACH Regulation 1907/2006/EC (date: 15.01.2019) exceeding 0.1 percentage by mass in the alloy:

- Lead (Pb): 7439-290-1-1 (CAS-No.)

The *Candidate List* can be found on the *ECHA* website address: <https://echa.europa.eu/de/home>.

Reference service life

The reference service life of dormakaba's RTS 85, RTS 88, BTS 84 concealed door closers depends on the traffic pattern and degree of usage of the door. The reference service life amounts for 20 years.

LCA: Calculation rules

Declared Unit

The declared unit of this analysis is one concealed door closer.

Declared unit

| Name | Value | Unit |
|------------------------------------|--------|---------------|
| Declared unit (1 closer) | 1 | piece/product |
| Mass of system (without packaging) | 4.41 | kg |
| Conversion factor to 1 kg | 0.2268 | - |
| Mass of declared Product | 4.41 | kg |

System boundary

Type of EPD: cradle to gate - with options.

The Environmental Product Declaration refers to the production stage (A1-A3), transport from the gate to construction site (A4), the end of life stage (C3) and indicates the recycling potential which is declared in the module "benefits and loads beyond the product system boundary" (D).

In line with the PCR, A5 is declared to ensure the export of biogenic CO₂ from renewable packaging materials.

Modules A1 to A3 include the provision and processing of raw materials as well as the processing of input materials, the transport to manufacturer and production site. Module C3 includes the incineration of plastics for energy recovery. Module D comprises the recycling of metals and gives the recycling potentials as well as potential benefits from energy substitution. A5 is declared to ensure the export of biogenic CO₂ that is incorporated in the used packaging materials (paper). Potential benefits from the incineration of packaging materials are also declared in module D. The incineration processes in the End-of-Life are based on European datasets. The recycling processes in the End-of-Life are based on European and Global datasets.

Comparability

Basically, a comparison or an evaluation of EPD data is only possible if all the data sets to be compared

were created according to *EN 15804* and the building context, respectively the product-specific characteristics of performance, are taken into account.

The database used is *GaBi ts 9.2, SP 39*.

LCA: Scenarios and additional technical information

Additional technical information for the declared modules.

Transport to the building site (A4)

| Name | Value | Unit |
|---|-----------|---------|
| Litres of fuel truck (per piece) | 0.009 | l/100km |
| Transport distance (ship) | 0 - 25800 | km |
| Transport distance (truck) | 10 - 5000 | km |
| Average transport distance (truck) | 1000 | km |
| Capacity utilisation (including empty runs) | 85 | % |
| Average transport distance (ship) | 19600 | km |

In order to represent dormakaba's global distribution network, a sales-weighted average is used to model transport to the building site. The table for Module A4 shows both weighted average transportation distance (given regional concealed closer sales), which is used in the analysis, along with the variation in that distance.

Installation into the building (A5)

| Name | Value | Unit |
|---|-------|------|
| Output substances following waste treatment on site (packaging) | 0.514 | kg |

End of life (C1-C4)

| Name | Value | Unit |
|-----------|-------|------|
| Recycling | 4.41 | kg |

Reuse, recovery and/or recycling potentials (D), relevant scenario information

| Name | Value | Unit |
|-----------|-------|------|
| Recycling | 100 | % |

Collection rate is 100%.

LCA: Results

The table below summarizes which modules are declared (as indicated by an "X"), and which are not declared (as indicated with "MND").

DESCRIPTION OF THE SYSTEM BOUNDARY (X = INCLUDED IN LCA; MND = MODULE NOT DECLARED; MNR = MODULE NOT RELEVANT)

| PRODUCT STAGE | | | CONSTRUCTION PROCESS STAGE | | USE STAGE | | | | | | | END OF LIFE STAGE | | | | BENEFITS AND LOADS BEYOND THE SYSTEM BOUNDARIES |
|---------------------|-----------|---------------|-------------------------------------|----------|-----------|-------------|--------|-------------|---------------|------------------------|-----------------------|----------------------------|-----------|------------------|----------|---|
| Raw material supply | Transport | Manufacturing | Transport from the gate to the site | Assembly | Use | Maintenance | Repair | Replacement | Refurbishment | Operational energy use | Operational water use | De-construction demolition | Transport | Waste processing | Disposal | Reuse-Recovery-Recycling-potential |
| A1 | A2 | A3 | A4 | A5 | B1 | B2 | B3 | B4 | B5 | B6 | B7 | C1 | C2 | C3 | C4 | D |
| X | X | X | X | X | MND | MND | MNR | MNR | MNR | MND | MND | MND | MND | X | MND | X |

RESULTS OF THE LCA - ENVIRONMENTAL IMPACT according to EN 15804+A1: 1 closer (4.41kg)

| Parameter | Unit | A1-A3 | A4 | A5 | C3 | D |
|--|---|----------|----------|----------|----------|----------|
| Global warming potential | [kg CO ₂ -Eq.] | 1.14E+1 | 1.47E+0 | 7.28E-1 | 2.23E-1 | -2.57E+0 |
| Depletion potential of the stratospheric ozone layer | [kg CFC11-Eq.] | 8.59E-12 | 1.12E-16 | 1.75E-16 | 2.38E-16 | 6.07E-15 |
| Acidification potential of land and water | [kg SO ₂ -Eq.] | 3.26E-2 | 3.99E-2 | 1.52E-4 | 4.90E-5 | -5.77E-3 |
| Eutrophication potential | [kg (PO ₄) ³ -Eq.] | 2.96E-3 | 4.37E-3 | 2.87E-5 | 1.06E-5 | -5.26E-4 |
| Formation potential of tropospheric ozone photochemical oxidants | [kg ethene-Eq.] | 4.09E-3 | 1.74E-3 | 1.01E-5 | 3.77E-6 | -7.30E-4 |
| Abiotic depletion potential for non-fossil resources | [kg Sb-Eq.] | 7.46E-5 | 4.81E-8 | 1.43E-8 | 3.85E-8 | -6.42E-6 |
| Abiotic depletion potential for fossil resources | [MJ] | 1.31E+2 | 1.90E+1 | 2.02E-1 | 1.51E-1 | -2.25E+1 |

RESULTS OF THE LCA - RESOURCE USE according to EN 15804+A1: 1 closer (4.41kg)

| Parameter | Unit | A1-A3 | A4 | A5 | C3 | D |
|--|-------------------|---------|---------|----------|----------|----------|
| Renewable primary energy as energy carrier | [MJ] | 2.90E+1 | 6.58E-2 | 3.81E+0 | 4.09E-2 | 1.03E+0 |
| Renewable primary energy resources as material utilization | [MJ] | 3.77E+0 | 0.00E+0 | -3.77E+0 | 0.00E+0 | 0.00E+0 |
| Total use of renewable primary energy resources | [MJ] | 3.28E+1 | 6.58E-2 | 4.04E-2 | 4.09E-2 | 1.03E+0 |
| Non-renewable primary energy as energy carrier | [MJ] | 1.31E+2 | 1.91E+1 | 2.36E-1 | 7.00E+0 | -2.27E+1 |
| Non-renewable primary energy as material utilization | [MJ] | 6.83E+0 | 0.00E+0 | 0.00E+0 | -6.83E+0 | 0.00E+0 |
| Total use of non-renewable primary energy resources | [MJ] | 1.38E+2 | 1.91E+1 | 2.36E-1 | 1.69E-1 | -2.27E+1 |
| Use of secondary material | [kg] | 3.68E+0 | 0.00E+0 | 0.00E+0 | 0.00E+0 | 0.00E+0 |
| Use of renewable secondary fuels | [MJ] | 0.00E+0 | 0.00E+0 | 0.00E+0 | 0.00E+0 | 0.00E+0 |
| Use of non-renewable secondary fuels | [MJ] | 0.00E+0 | 0.00E+0 | 0.00E+0 | 0.00E+0 | 0.00E+0 |
| Use of net fresh water | [m ³] | 5.59E-2 | 3.14E-4 | 2.13E-3 | 9.96E-4 | -3.21E-3 |

RESULTS OF THE LCA – OUTPUT FLOWS AND WASTE CATEGORIES according to EN 15804+A1: 1 closer (4.41kg)

| Parameter | Unit | A1-A3 | A4 | A5 | C3 | D |
|-------------------------------|------|---------|---------|----------|---------|----------|
| Hazardous waste disposed | [kg] | 6.12E-6 | 2.47E-9 | 4.57E-10 | 1.53E-9 | -2.13E-8 |
| Non-hazardous waste disposed | [kg] | 9.69E-1 | 1.41E-4 | 2.29E-2 | 2.71E-2 | -2.89E-2 |
| Radioactive waste disposed | [kg] | 2.60E-3 | 6.50E-6 | 1.37E-5 | 6.95E-6 | -7.20E-5 |
| Components for re-use | [kg] | 0.00E+0 | 0.00E+0 | 0.00E+0 | 0.00E+0 | 0.00E+0 |
| Materials for recycling | [kg] | 0.00E+0 | 0.00E+0 | 0.00E+0 | 1.22E+0 | 0.00E+0 |
| Materials for energy recovery | [kg] | 0.00E+0 | 0.00E+0 | 0.00E+0 | 0.00E+0 | 0.00E+0 |
| Exported electrical energy | [MJ] | 0.00E+0 | 0.00E+0 | 1.10E+0 | 2.48E-1 | 0.00E+0 |
| Exported thermal energy | [MJ] | 0.00E+0 | 0.00E+0 | 2.00E+0 | 6.33E-1 | 0.00E+0 |

References

ANSI/BHMA A156.4

ANSI/BHMA A156.4 - 2013, Door controls - Closers

Candidate List of REACH Regulation /1907/2006/EC (date: 16.01.2020)

ECHA

European Chemicals Agency

EN 1154

EN 1154:2003-04, Building hardware - Controlled door closing devices

EN 15804

EN 15804:2012-04 Sustainability of construction works - Environmental product declarations - Core rules for the product category of construction products

GaBi ts

thinkstep AG, GaBi Software System and Database for Life Cycle Engineering (SP39). 1992-2019 Copyright thinkstep AG

ISO 9001

Quality Management System - ISO 9001:2015

ISO 14001

Environmental Management System - ISO 14001:2015

ISO 14040

EN ISO 14040:2006, Environmental management - Life cycle assessment - Principles and framework

ISO 14044

EN ISO 14044:2006 Environmental management - Life cycle assessment - Requirements and guidelines

PCR Part A

Institut Bauen und Umwelt e.V., Product Category Rules for Construction Products from the range of Environmental Product Declarations of Institut Bauen und Umwelt (IBU), Part A: Calculation Rules for the Life Cycle Assessment and Requirements on the Background Report

PCR Part B

PCR Guidance-Texts for Building-Related Products and Services. From the range of Environmental Product Declarations of Institute Construction and Environment e.V. (IBU), Part B: Requirements on the EPD for building hardware products

REACH

Registration, Evaluation, Authorisation and Restriction of Chemicals (REACH), Regulation (EC) No 1907/2006

**Publisher**

Institut Bauen und Umwelt e.V.
Panoramastr. 1
10178 Berlin
Germany

Tel +49 (0)30 3087748- 0
Fax +49 (0)30 3087748- 29
Mail info@ibu-epd.com
Web www.ibu-epd.com

**Programme holder**

Institut Bauen und Umwelt e.V.
Panoramastr 1
10178 Berlin
Germany

Tel +49 (0)30 - 3087748- 0
Fax +49 (0)30 – 3087748 - 29
Mail info@ibu-epd.com
Web www.ibu-epd.com

**Author of the Life Cycle
Assessment**

Sphera Solutions GmbH
Hauptstraße 111- 113
70771 Leinfelden-Echterdingen
Germany

Tel +49 711 341817-0
Fax +49 711 341817-25
Mail info@sphera.com
Web www.sphera.com

**Owner of the Declaration**

dormakaba International Holding
AG
Hofwisenstr. 24
8153 Rümlang
Switzerland

Tel +41 44 818 90 11
Fax +41 44 818 90 18
Mail info@dormakaba.com
Web www.dormakaba.com